



Application for Design Review – Signage Only

Applicant Name: _____

Address: _____ City: _____

State: _____ Zip: _____

Telephone: _____ Cell Phone: _____

Email: _____

Agent Name: _____

Address: _____ City: _____

State: _____ Zip: _____

Telephone: _____ Cell Phone: _____

Email: _____

Property Address (Es): _____

Current Zoning: _____

Current/Most Recent Property Use: _____

Proposed Use: _____

Numerous areas of the City have design guidelines which are specific to projects and must be adhered to. The design guidelines can be found at the following link under the design review district heading on the page: <https://www.buildupracine.org/business-tools/planning/>





If the required supplemental materials, which constitute a completed application, are not submitted, the application will not be processed.

Required Submittal Format

1. An electronic submission via email/USB drive/CD/Download link; and
2. One (1) paper copy, no larger than 11” x 17” size.

Required Submittal Item	Applicant Submitted	City Received
1. Signage Review Application		
2. Site Plan (drawn to scale) if installing freestanding sign, including: <ol style="list-style-type: none"> a. Fully dimensioned property boundary b. All buildings (existing and proposed) c. Setbacks from property lines d. Identification as to whether all elements are “Existing” or “Proposed” e. Location of signage, with setbacks 		
3. Lighting Plan <ol style="list-style-type: none"> a. Location of light fixtures b. A cut sheet of light fixtures with indication of cut-offs or shielding c. Illumination diagram indicating intensity of lighting on the property. 		
4. Signage Plan <ol style="list-style-type: none"> a. dimensioned color elevations of signage b. A diagram showing the location of the proposed signage on building 		
5. Samples of sign materials		

Acknowledgement and authorization signatures

Design Review is not like a building permit; applying does not mean it will be approved.


The Review Committee may approve the design outright, or with changes which must be adhered to.

The signature(s) hereby certify that the statements made by myself and constituting part of this application are true and correct. I am fully aware that any misrepresentation of any information on this application may be grounds for denial of this application.

Owner Signature (acknowledgement and authorization): _____ Date: _____

Applicant Signature (acknowledgement): _____ Date: _____





BREAKWATER

233 APARTMENTS

PROPOSED EXTERIOR SIGNAGE

Racine, WI

Project # 5192 rev.04

Created 06.14.24



D/F MONUMENT

1 - CABINET

Illumination: White LEDs
Material: Fabricated Aluminum
Color: Paint to Match PMS 275c Blue, Satin Finish – ■

2 - GRAPHICS

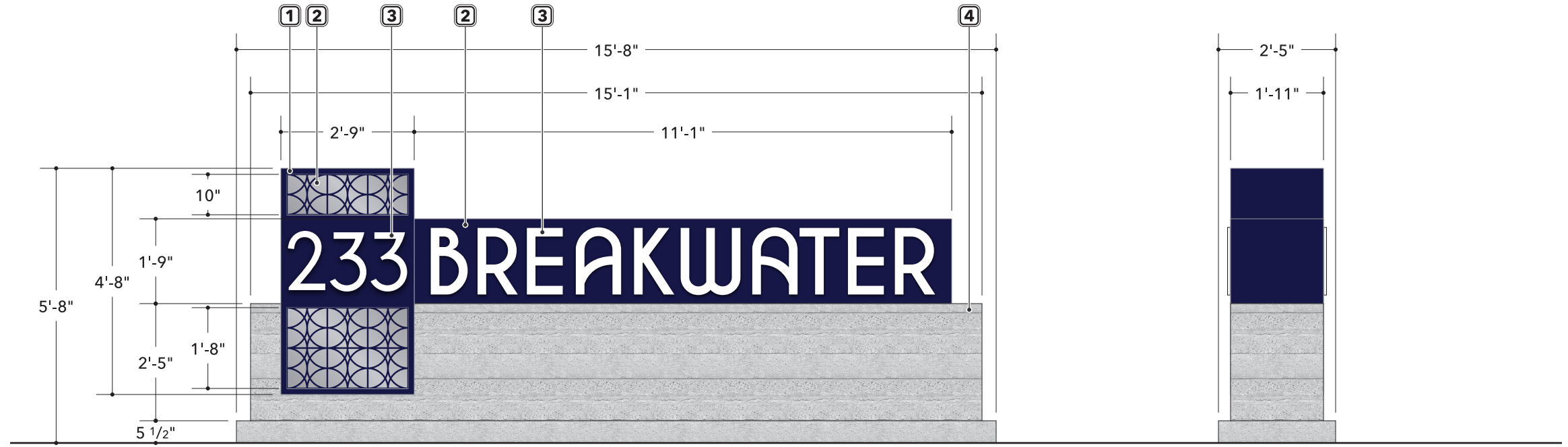
Material: 1/8" Backed-Up Aluminum
Color: Paint Brushed Aluminum, Satin Finish – ■

3 - GRAPHICS

Material: Push-Thru Acrylic, 3/4" Proud
Color: Clear, 2nd Surface Diffuser, 1st Surface 3M 3635-20B White Blockout Vinyl – □

4 - BASE

Material: Board-Formed Concrete



1 Sign Detail



2 Opposite Face
NIGHT VIEW



1 Proposed Layout
NIGHT VIEW

HALO-LIT LETTERS

1 - HALO-LIT LETTERS

Illumination: White LEDs
Faces: 1/8" Aluminum with 3M 7725-20 Matte White Vinyl - □
Returns: 3" Deep .063 Coil Painted Black, Satin Finish - ■
Backs: 3/16" Clear Lexan
Installation: Stand-Off 1 1/2"

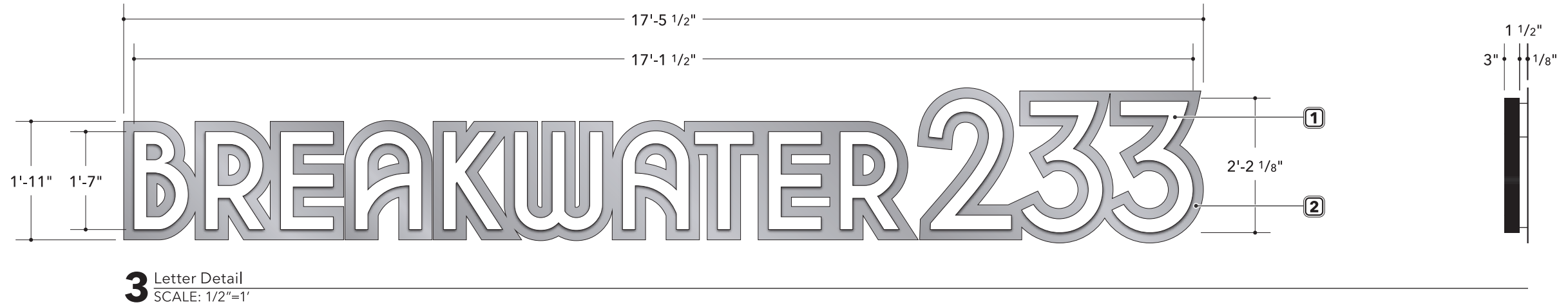
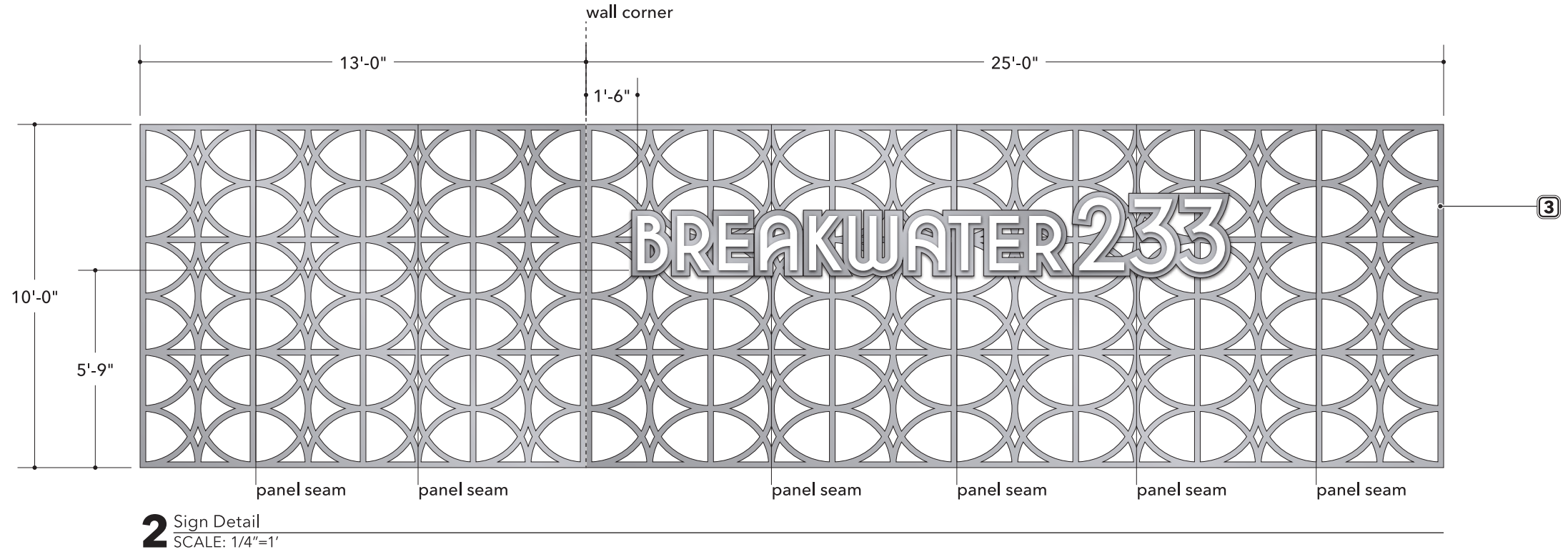
2 - BACKER PANEL

Material: 1/8" Aluminum
Color: Paint to Match MP Brushed Aluminum, Satin Finish - ■
Installation: Flush to Screen Wall

3 - SCREEN WALL

Material: 1/8" Waterjet Aluminum
Color: Paint to Match MP Brushed Aluminum, Satin Finish - ■
Installation: Flush to Wall with 2" Aluminum Square Tube Vertical Supports Painted to Match Wall [TBD]

NOTE: SURVEY REQUIRED, SUPPORT TUBE COLOR TBD





1 Proposed Layout

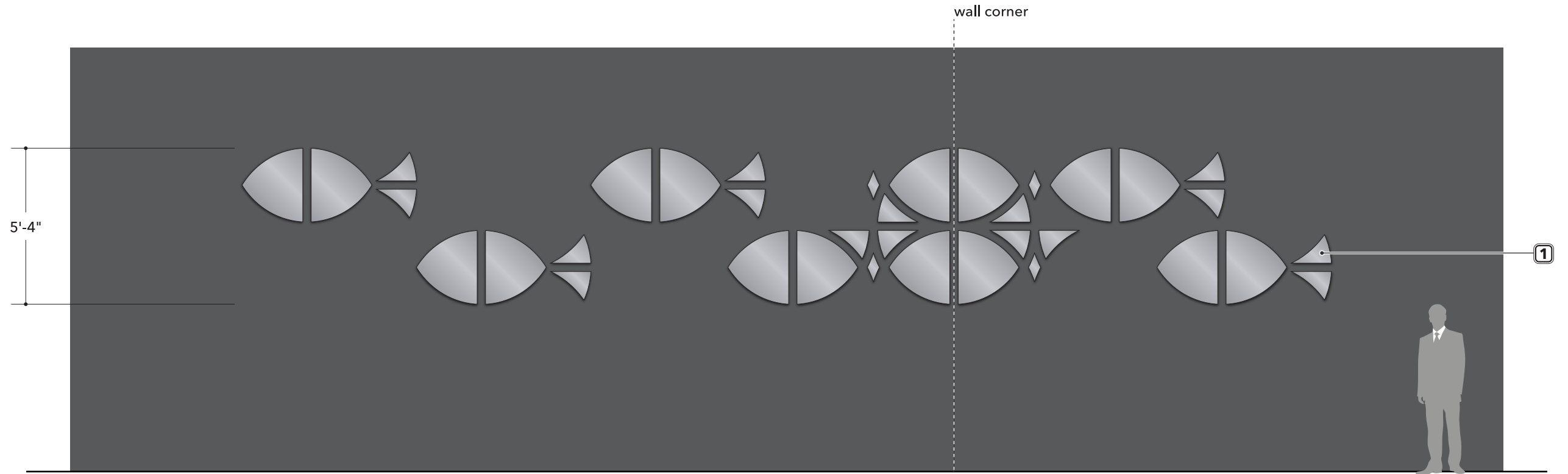
FLAT CUT-OUT LETTERS

1 - FCO LETTERS

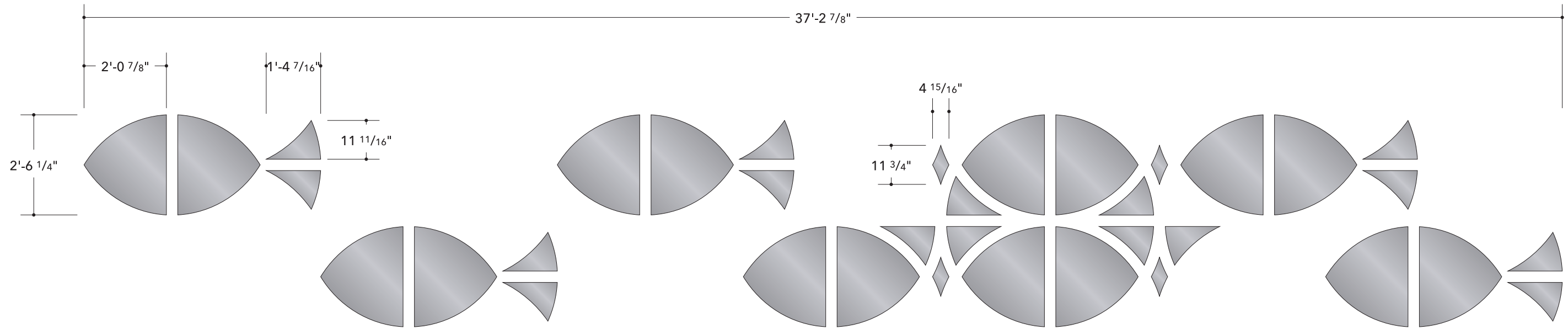
Material: 1/4" Aluminum

Color: Paint to Match MP Brushed Aluminum, Satin Finish —■

Installation: Stand Off 1/2" from Wall



2 Sign Detail



3 Dimension Detail



1 Proposed Layout
NIGHT VIEW

elevated identity
Brand Forward. Experience Driven.

© Copyright Elevated Identity, Inc. 2024
These plans are the exclusive property of Elevated Identity, Inc. the original work of its design team. They are submitted to your company for the sole purpose of your consideration of whether to purchase these plans or to purchase from Elevated Identity, Inc. a sign manufactured according to these plans. Distribution or exhibition of these plans to anyone other than employees of your company, or use of these plans to construct a sign similar to the one embodied herein, is expressly forbidden. In the event that such exhibition occurs, Elevated Identity, Inc. expects to be reimbursed 15% of total project value in compensation for time and effort entailed in creating these plans. This document represents an approximation of material colors specified. Actual product colors may vary from this print or digital image.

CLIENT: Breakwater 233
ADDRESS: 233 Lake Avenue
CITY/STATE: Racine, WI 53403

PROJECT #: 5192
DATE: 06.14.24
SCALE: NTS

Client Approval:

X SIGNATURE DATE

APPROVAL STAMP

REV 01: A.1 non-lit
REV 02: lighting
REV 03: lighting, fabrication
REV 04: D.1 rgb lighting
REV 05:
REV 06:
REV 07:
REV 08:

DATE: 06.19.24
DATE: 06.20.24
DATE: 06.27.24
DATE: 07.02.24
DATE:
DATE:
DATE:


REP: Ryan Coffey
PH: 602.821.8515
DESIGNER: MH

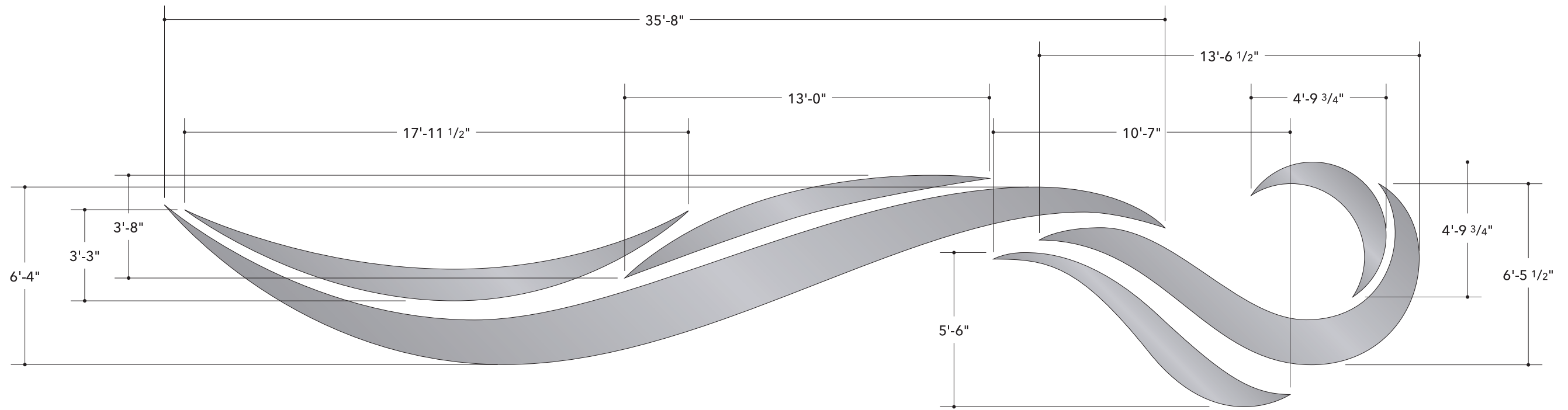
SIGN TYPE:
D.1
SHEET: 4.00

HALO-LIT LETTERS

1 - HALO-LIT LOGO

Illumination: RGBW LEDs
Faces: 1/8" Aluminum Painted to Match MP Brushed Aluminum, Satin Finish —
Returns: 2" Deep .063 Coil Painted to Match MP Brushed Aluminum, Satin Finish —
Backs: 3/16" Clear Lexan
Installation: Stand-Off 1 1/2"





3 Dimension Detail

