

November 9, 2011

Tom Molbech, Mgr. of Rec. & Culture Services  
Park Recreation and Culture Services Dept.  
City Hall Annex  
800 Center St.  
Racine, WI 53403

Subj: Nativity Scene on Monument Square

Att: Park and Recreation Board of Directors

Dear Board of Directors:

The Christmas Coalition is requesting permission to put a 24' flatbed trailer, as shown, on Monument Square from December 6 to January 7. The Nativity, as shown, will be permanently mounted onto the flatbed trailer. There will be two additional small buildings, added this year, to the Nativity, as shown.

This will add a great deal of safety to the visitors on Monument Square. The trailer will also be secured and locked in place. We also provide two million dollars each year for liability insurance. With the improvements this year, it will also be more eye appealing and easier on the surface of Monument Square. Thank you for your consideration, and we hope this community program will continue to add value to Racine.

Sincerely,

Robert Wortock

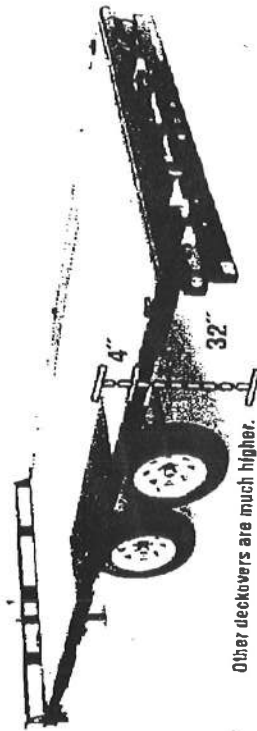

215 Meriburr Lane  
Racine, WI 53402  
639-8820

Enc: three attachments



# SURE-TRAC

## LOW PROFILE DECKOVER TRAILERS



Other deckovers are much higher.

### Specifications

	8'x16	8'x18	8'x20	8'x22	8'x24	8'x26	8'x28	8'x30	8'x32
GVWR (lbs)	7000	7000	7000	7000	7000	7000	7000	7000	7000
GVWR (lbs/axle)	3500	3500	3500	3500	3500	3500	3500	3500	3500
Curb Weight (lbs)	2300	2490	2590	2690	2790	2890	2990	3090	3190
Payload (lbs)	4700	4510	4410	4310	4210	4110	4010	3910	3810
Max Hitch Weight (lbs)	700	700	700	700	700	700	700	700	700
Length Overall (ft)	20'0"	22'0"	24'0"	24'0"	24'0"	24'0"	24'0"	24'0"	24'0"
Connector Height (in)	20"	22"	24"	24"	24"	24"	24"	24"	24"

Adjustable 19"-27"

MAIN ST J

← SIDE WALK →

Future Program.  
(Planning stage)

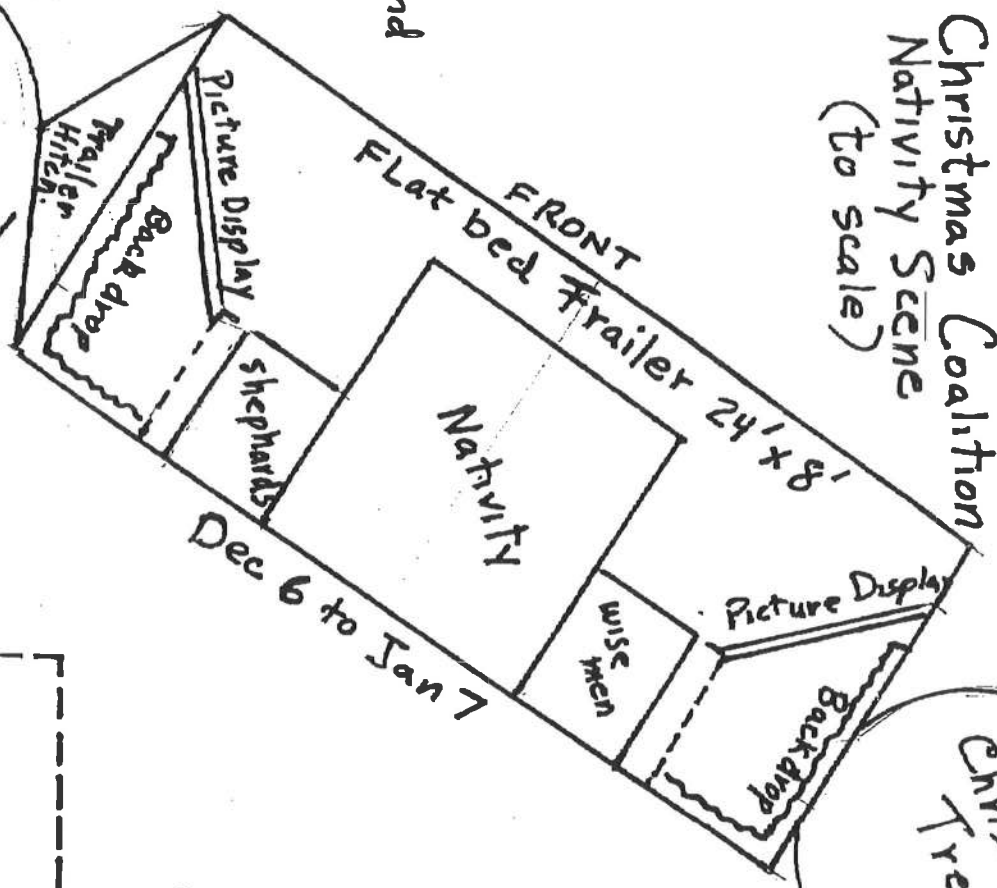
FRONT

40'  
AREA → 50'  
Either North or South End  
of Monument Square

FRONT  
10 x 20 Tent  
Dec. 11 (1-4)

UP TO DARK GRAY BRICKS

Christmas Coalition  
Nativity Scene  
(to scale)



Future Program  
(Planning stage)



40'

Grass Area