

2019 Annual Action Plan

MAY 23, 2019

COMMUNITY DEVELOPMENT
COMMITTEE

Program Design

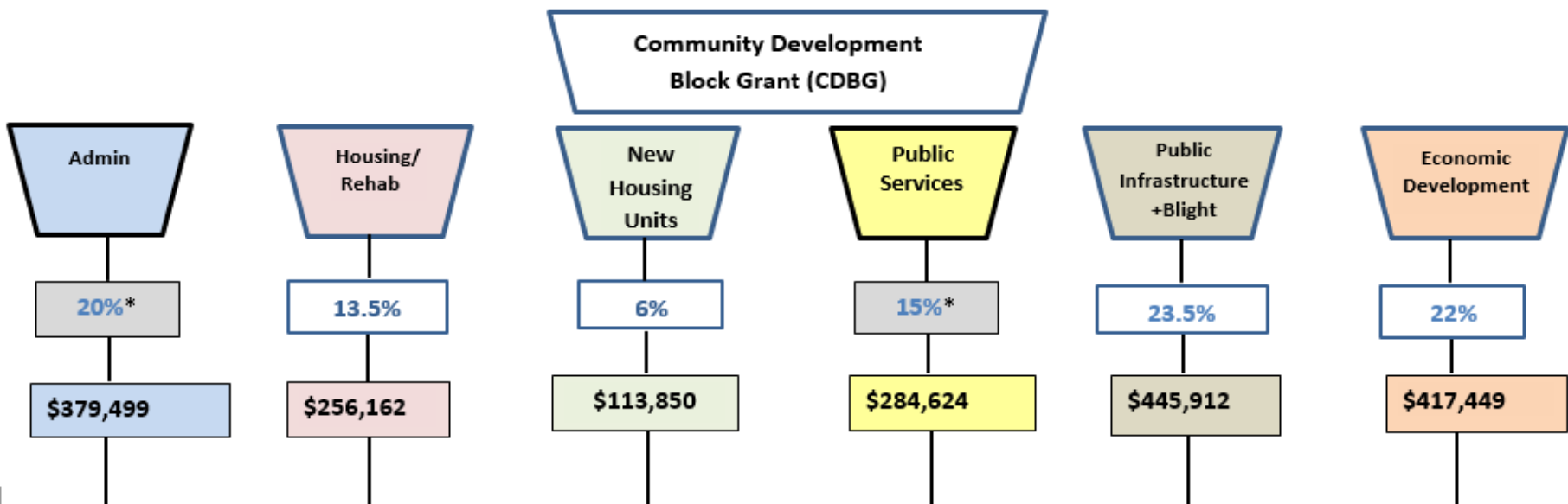
- City of Racine Consolidated Plan (2015-2019)
- Updated every five years (Year 5 of 5)
- CDBG, HOME, ESG
- Public planning process
- Annual Action Plan: goal-focused

NOFA Allocation Details

- Annual Action Plan establishes the following priorities in the categories below:
 - **Public Services (Youth and Job Skills):** employment readiness and employment programs that demonstrate consistent or increasing outcomes
 - **Infrastructure:** improvements related to park infrastructure, public transit improvements, alleys, and streetscape improvements
 - **Economic Development:** creation and support of DBEs and businesses that are able to create living wage employment opportunities

▲ CITY OF RACINE 2019 AAP FUNDING PRIORITIES

2019 Allocations: **CDBG: \$1,897,496**



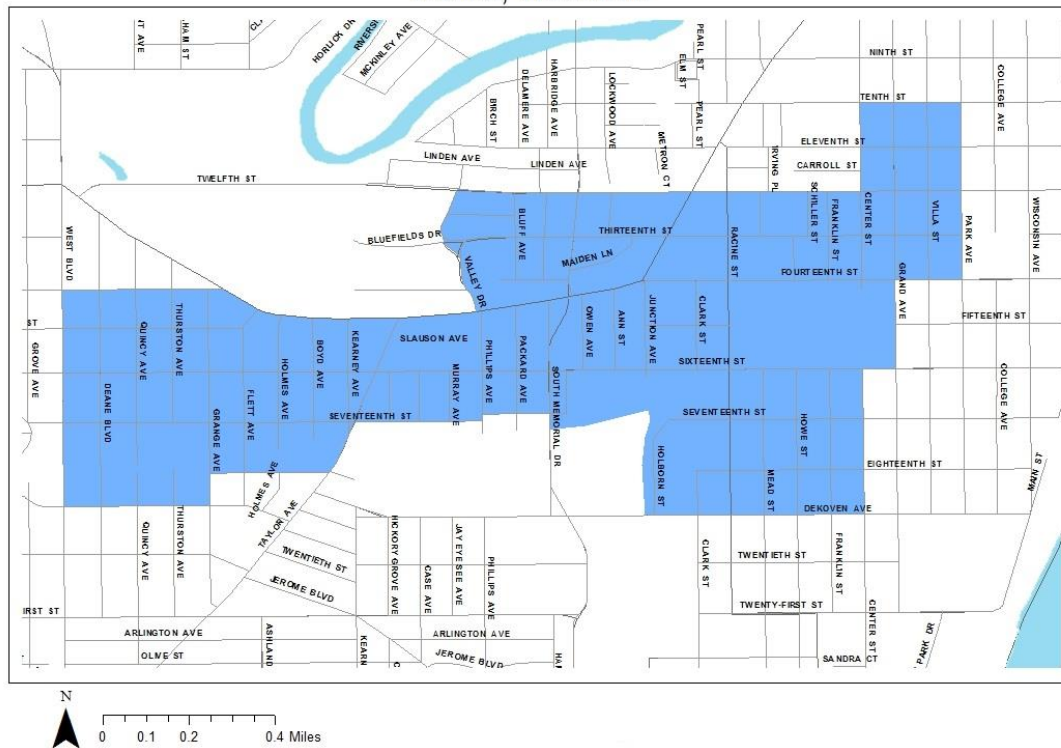
CD-8 Administration and Planning 100% \$379,499	H-1 Existing Owner Housing Rehab/Repair \$		CD-2 Youth 30% \$85,387	CD-7 Improve neighborhood facilities/infrastructure 50% \$222,956	CD-5 Assist Business 30% \$125,234
	H-3 Rental Property Rehab \$		CD-3 Job Skills/Training 40% \$113,849	CD-8 Spot blight removal \$0	CD-5b Downtown/Commercial Redevelopment XXX
			CD-4 Safety/Crime Prevention/ Stability 30% \$85,387		CD-6 Assist Micro-Businesses Technical: 40% \$166,980 MicroFund: 15% \$62,617
	NRSA Owner + NRSA Rental 100% \$256,162 Total NRSA (100%)	NRSA New Housing 100% \$113,850 Total NRSA (100%)		Spot blight removal- 10% \$44,591 Facilities/infrastructure 40% \$178,365 Total NRSA (50%)	NRSA Job Training 15% \$62,617 NRSA Job Training- Total NRSA (15%)

* Public Services and Administration may not increase above percent given/ may not receive additional 2018 funds

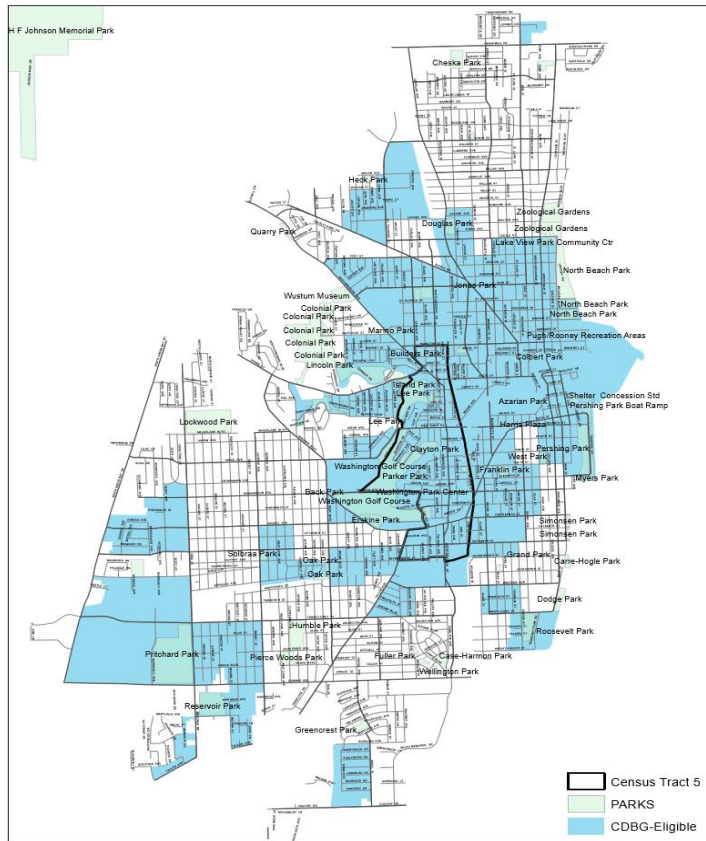
NRSA = Greater Uptown Neighborhood Revitalization Strategy Area

Greater Uptown NRSA

Neighborhood Revitalization Strategy Area (NRSA)
Racine, Wisconsin



Area-Wide vs. Individual Benefit



Area Wide Benefit:

An area benefit activity is one that benefits all residents in a particular area, where at least 51 percent of the residents are LMI persons.

- Acquisition of land to be used as a neighborhood park;
- Construction of a health clinic;
- Improvements to public infrastructure like the installation of gutters and sidewalks; and
- Development of a community center.

Area-Wide vs. Individual Benefit

Individual benefit:

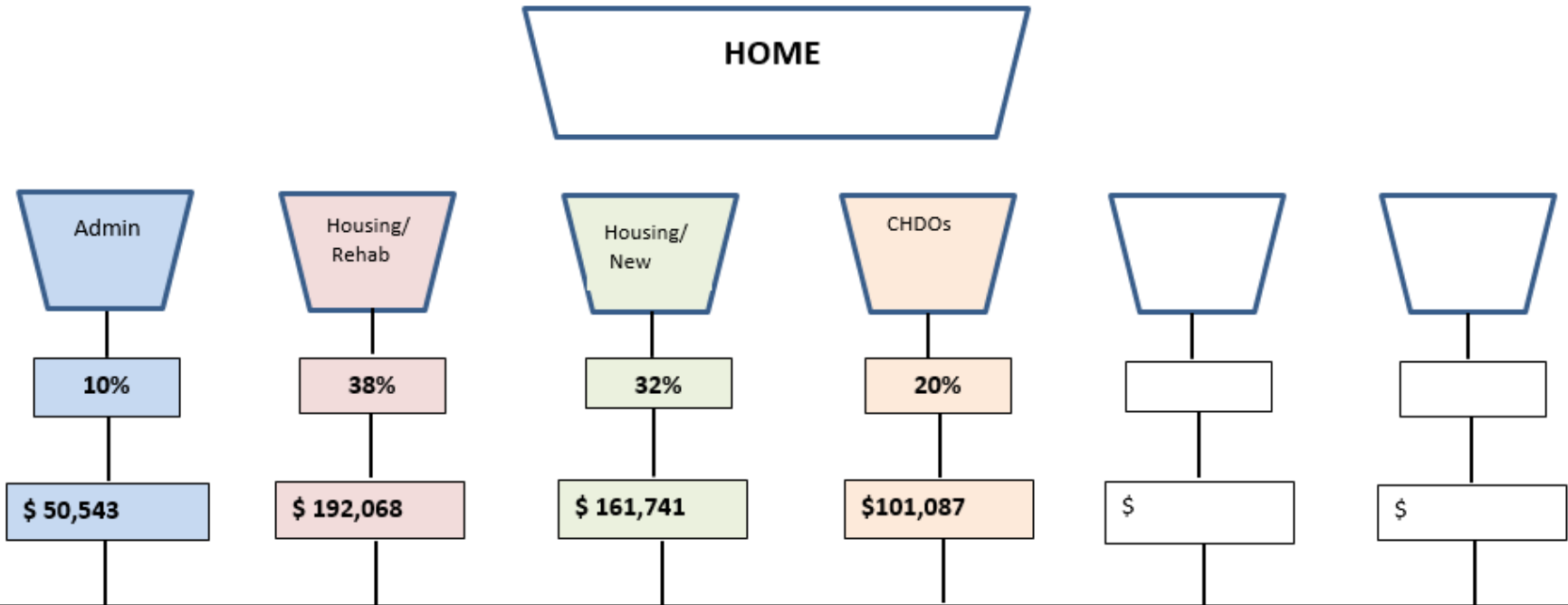
- Meets the needs of individuals or families at or below 80% AMI
- Recipient can be from anywhere in the City of Racine
- Target service toward individual
- LMI national objective is often referred to as the “primary” national objective because the statute requires that recipients expend 70 percent of their CDBG funds to benefit LMI persons.

HOME Investment Partnerships Program (HOME)

- U.S. Department of Housing and Urban Development (HUD)
- Authorized in 1990
- To benefit Low and Moderate Income Persons
- Designed to create affordable housing

CITY OF RACINE 2019 HOME FUNDING PRIORITIES

2019 Allocations: **HOME: \$505,439**



CD-8 Administration and Planning \$53,412	H-1 Existing Owner Housing Housing Rehab/Repair (50%) \$96,034	H-2 New Owner Housing (75%) \$121,306	H-4 Development funds to viable CHDOs-Reserve (75%) \$75,815		
	H-3 Rental Unit Construction/ Rehab + TBRA (50%) \$96,034	New Rental Housing (25%) \$40,435	H-4 Operating funds to eligible CHDOs (25%) \$25,272		

Emergency Solutions Grants Program (ESG)

U.S. Department of Housing and Urban Development (HUD)

Amended with allocations in 2011

Programs Goals include:

- Preventing and Reducing homelessness and incidents of homelessness
- Rapidly moving households to permanent housing
- Diversion from emergency shelter

-ESG-

2019 Annual Action Plan

Continuum of Care determines project allocations

1:1 match required

Eligible Activities include:

- Administration (max 7.5%)
 - Homeless Management Information System fee included
- Emergency Shelter
- Homelessness Prevention Search and Stabilization
- Homelessness Prevention Rental Assistance
- Rapid Rehousing

-ESG-

2019 Annual Action Plan

2019 Emergency Solutions Grant		
Available		\$161,218
Lead Applicant: HALO		
Shelter Cap (60% Max)	\$	96,730.00
Prevention and RRH	\$	52,397.00
Admin Cap (7.5% Max)	\$	12,091.00
Admin Request	\$	7,255.00
HMIS (3%)	\$	4,368.00

2019 KEY DATES

- June 4 - Common Council Pass Annual Action Plan
- June 10 - Annual Action Plan Submitted to HUD
- June 11 - NOFAs Released
- July 9 - NOFAs Due
- July 25 - CD Committee Meeting 6pm – NOFA Discussion
- August 7 - Common Council – NOFA Approvals
- Aug - Sept - Contracts Out