

GRAVES SIGNS, INC.

4314 Taylor Avenue
Mount Pleasant, WI
53405

262-898-1897
gravessigns@gmail.com

August 20, 2019

We propose to install a single-sided, non-illuminated sign for Gaslight Pointe condominiums. It will be lit with a single LED spotlight. Sign will be sandblasted high-density foam. Background will have a woodgrain effect.

A handwritten signature in cursive script that reads "Joan Graves".

Joan Graves



CITY OF RACINE

General Application Form

Department of City Development
730 Washington Ave., Rm. 102
Racine, WI 53403
Phone: 262-636-9151
Fax: 262-635-5347

Type of Reviews

- | | | |
|--|--|---|
| <input type="checkbox"/> 2035 Comprehensive Plan Amendment (\$0 Fee) | <input type="checkbox"/> Certified Survey Map (\$170 + \$50 per lot) | <input checked="" type="checkbox"/> Design Review (\$0 Fee) |
| <input type="checkbox"/> Administrative Review (\$0 Fee) | <input type="checkbox"/> Conditional Use Permits (\$695 Fee) | <input type="checkbox"/> Research Request (\$0 Fee) |
| | | <input type="checkbox"/> Rezoning (\$830 Fee) |

APPLICANT NAME: Gaslight Pointe Association
ADDRESS: STREET 120 E Chestnut Street CITY: Burlington STATE: WI ZIP 53105
TELEPHONE: 262-661-4284 CELL PHONE: _____
EMAIL: carissa@mpcpm.com

AGENT NAME (IF APPLICABLE): Graves Signs, Inc.
ADDRESS: STREET 4314 Taylor Avenue CITY: Mount Pleasant STATE: WI ZIP: 53405
TELEPHONE: (262) 898-1897 CELL PHONE: (262) 994-2247
EMAIL: gravessigns@gmail.com

PROPERTY ADDRESS (ES): 30-72 Harborview Drive
CURRENT ZONING: _____
CURRENT/MOST RECENT PROPERTY USE: _____
PROPOSED USE: _____
PROPOSED ZONING (only if applicable): _____
LEGAL DESCRIPTION AND TAXKEY (only required for CSM, Rezoning and Comprehensive Plan Amendments): _____

CURRENT COMPREHENSIVE PLAN DESIGNATION: (only for comp plan amendments) _____
PROPOSED COMPREHENSIVE PLAN DESIGNATION: (only for comp plan amendments) _____

Are you the owner of the property included in the area of the requested zoning?

- ☒ Yes ☐ No ☐ Option to Purchase ☐ Lease

*NOTE: The owner of the property (if different than the applicant) must sign this application.

OWNER & APPLICANT AUTHORIZATION

The signature(s) hereby certify that the statements made by myself and constituting part of this application are true and correct. I am fully aware that any misrepresentation of any information on this application may be grounds for denial of this application. I agree that if this request is approved, it is issued on the representations made in this submittal, and any approval or subsequently issued building permit(s) or other type of permit(s) may be revoked without notice if there is a breach of representation or conditions of approval. The applicant/owner by their signature understands and agrees that they are responsible for the completion of all on-site and off-site improvements as shown and approved on the final plan:

Owner (s) Signature: Carissa Pezewski Date 8.19.19

Print Name: Carissa Pezewski on behalf of the Gaslight Pointe BOD

Applicant (s) Signature: Carissa Pezewski Date 8.19.19

Print Name: Carissa Pezewski on behalf of the Gaslight Pointe BOD



CITY OF RACINE

CHECK LIST FOR DESIGN REVIEW

Department of City Development
730 Washington Ave., Rm. 102
Racine, WI 53403
Phone: 262-636-9151
Fax: 262-635-5347

- ☐ Douglas Avenue
- ☒ Downtown
- ☐ Olsen Industrial Park

- ☐ Redevelopment Area
- ☐ State Street
- ☐ Uptown

- ☐ West Racine
- ☐ Young Industrial Park

BUSINESS REPRESENTATIVE Joan Graves

BUSINESS NAME: Graves Signs, Inc.

BUSINESS ADDRESS: 4314 Taylor Avenue **CITY:** Mt Pleasant **STATE:** WI **ZIP:** 53405

TELEPHONE: 262-898-1897 **CELL PHONE:** 262-994-2247

EMAIL: gravessigns@gmail.com

SUBMITTAL REQUIREMENTS

- ☒ Cover Letter with brief description of project.
- ☒ Plans displaying the following information:
 - Name of development or project
 - Developer's and/or owner's name, address, phone number, facsimile number.
 - Name of person and/or firm preparing plans along with address, phone number, facsimile number.
 - The most current date of preparation/revision

If the project is for a Sign, Submit...

- ☒ Sign plan drawn to scale showing the design, materials, height, size, location, illumination method, method of installation and number of signs.
- ☐ Perpendicular color photo of your building, the buildings on each side of your building, and the buildings across the street.
- ☐ Dimensioned color rendering or digitally enhanced color photo of the proposed signage as it will appear when installed.
- ☐ Materials samples sign lens, color chips, base materials, anchoring devices (photos or spec. sheets are acceptable).

If your project includes awnings or canopies, Submit...

- ☐ A plan drawn to scale showing dimensions of projection, drop, valances, height above sidewalk, distance to curb.
- ☐ Perpendicular color photo of your building, the buildings on each side of your building, and the buildings across the street.
- ☐ Dimensioned color rendering or digitally enhanced color photo of the proposed awning as it will appear when installed.
- ☐ Materials samples of awning materials, support structures, anchoring devices (spec. sheets are acceptable), color chips, etc.

If your project is an exterior remodeling or façade restoration, Submit...

- ☐ Architectural treatment of all building exteriors and include materials samples and color chips.
- ☐ Roof-top equipment descriptions (submit dimensioned brochures, drawings or photos) if applicable.
- ☐ Dimensioned and to-scale building elevations showing materials, textures and colors (include materials samples and color chips).
- ☐ Dimensioned and to-scale color rendering of exterior elevations (include color chips) Roof-top equipment descriptions (submit dimensioned brochures, drawings or photos) if applicable.
- ☐ Dimensioned and to-scale building elevations showing materials, textures and colors (include materials samples and color chips).

- ☐ Dimensioned and to-scale color rendering of exterior elevations (include color chips)
- ☐ Dimensioned sign plan drawn to scale showing design, materials, height, size, location, number of, illumination method, etc.(see sign submittal requirements).
- ☐ Dimensioned and to-scale awning or canopy plan (see sign submittal requirements).


If your project is a building addition or new construction, Submit...


- ☐ Dimensioned and to-scale plot plan showing:
 1. North arrow and scale.
 2. Location of structure(s) on lot.
 3. Parking and access drive locations, parking stall dimensions, curbing, tire stops, loading docks, lighting, etc.
 4. Trash and utility areas, including design, materials, size, location, access to, screening, etc (include materials samples).
 5. Landscaping showing type, size and placement, fencing, berming, walls, screening, etc.
 6. Outdoor lighting showing direction of beam, intensity, and height and type of fixtures (include spec. sheets or drawings).
 7. Location of all easements.
 8. Surface treatment of all outside areas (i.e. Grass, asphalt, concrete, paver stones, etc.)
 9. Location of sewer and water lines, gas, electric, telephone, etc.
 10. On-site surface water drainage, grading, building ground elevations, and storm drainage systems.
 11. Parking plans showing number of parking spaces and location.
- ☐ Dimensioned and to-scale sign plan showing design, materials, height, size, location, number of, etc. (see sign submittal reqs).
- ☐ Dimensioned and to-scale awning or canopy design (see awning submittal requirements).
- ☐ Dimensioned and to-scale building plans showing design attributes such as:
 1. Architectural treatment of all building exteriors (provide materials samples).
 2. Roof-top equipment (submit dimensioned brochures, drawings or photos).
 3. Exterior building elevations showing materials, textures and colors (provide materials samples and color chips).
 4. Color rendering of exterior elevations of building (provide color chips).
 5. Floor plans.
 6. Entrances, exits, loading docks, storage areas and building service areas.
- ☐ A schedule of project information such as:
 1. Lot area.
 2. Number, density, size and distribution of dwelling units (if applicable).
 3. Total square feet in building(s) by floor.
 4. Zoning of the project site.

OTHER REQUIRED INFORMATION (If applicable).

Number of employees; Hours of operation; Truck traffic and size of truck; Description of business, including machinery used, processes involved, products produced, noise and emissions created; Future expansion.

I certify that all items checked above have been provided. I understand that not providing all of this information may result in an incomplete application and delay the consideration of my project for approval.

SIGNATURE:  DATE: 8/20/2019





(1) Single-sided, high density polyurethane foam sign, sandblasted, with woodgrain finished background, mounted on 4" x 4" posts embedded in concrete. One LED light fixture will be installed in-ground in front of sign to provide illumination.

For Owner: Gaslight Pointe Association, 120 E Chestnut St., Burlington, WI 53105, 262-661-4284, email carissa@mpcpm.com

Date of drawing: 8.1.2019

